

Newsline

Volume 11, October 2005


PRESENTING!

The NEXT Best Thing to a Royal Flush..



Read all about it inside!

For further information
please call customer service
at
(831) 426-0882,
or fax this to
(800) 221-8416 within the
U.S., or
(01) (831) 423-4573
outside the U.S.



Las Vegas, NV Come see
Beta Technology at the
ISSA/INTERCLEAN
tradeshow (October
19-21) at booth #1980.

New Summit Flush Manifolds Leave Nothing to Chance

Announcing the Arrival of the New On-Premise Laundry Flush Manifolds

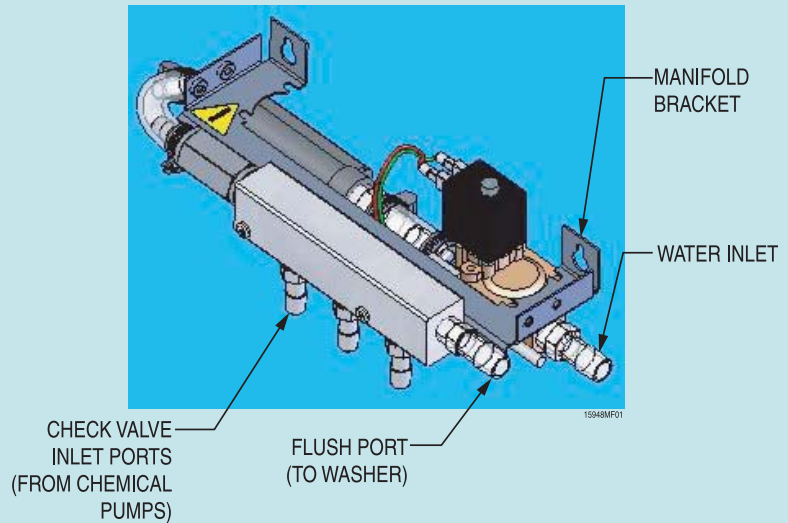


8-Port Summit E manifold, mounted beneath dispenser

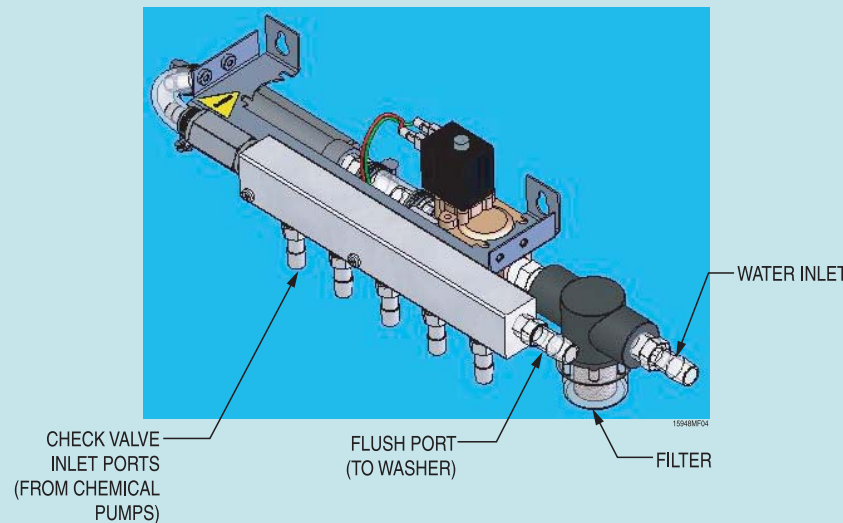
Designed to Protect Your Most Important Commodities: Time and Money

- Installation is incredibly simple. Everything you need to install your manifold is included in the kit!
- A built-in water filter comes standard on all but the 3-port E unit. The filter not only prevents clogging, but its transparent cap lets you know when it needs to be cleaned.
- Clear and translucent components allow you to see what is going on inside the manifold. This allows you to see and verify colored chemical feeds, and allows you to spot and fix a potential clog before it gets out of hand.
- The XL manifold comes with a built-in pressure switch. This greatly increases the manifold's tolerance to variable water pressure, resulting in fewer service calls.
- The E manifold can either mount to the bottom of the dispenser or to the wall, allowing you do a safe, professional install even in the tightest spots. Having the manifold exactly where you want it also makes servicing faster and easier.
- Size options with the E manifold allow you to buy just as much manifold as you need, and no more. This reduces costs on small systems while maintaining commonality of spare parts between all of your accounts.
- Manifold can be mounted either with the inlet/outlet on the left or right for maximum flexibility.

Beta is pleased to announce the availability of 4 new flush manifolds to complement the Summit E and XL dispenser lines. Like the Summit dispensers, these manifolds are engineered for unprecedented reliability, versatility and simplicity.



3-Port E Manifold



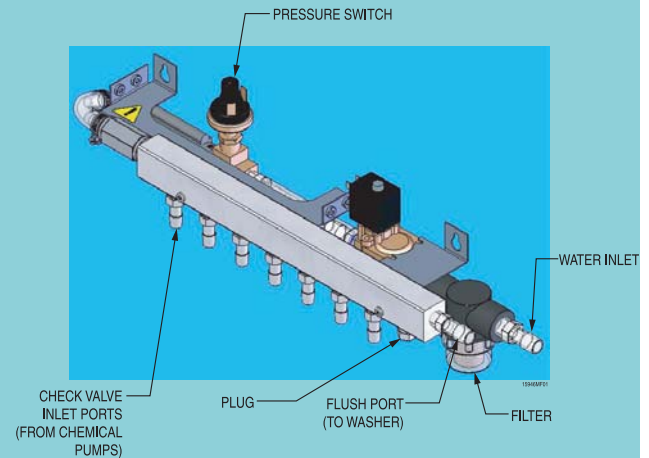
5-Port E Manifold

New On-Premise Laundry Flush Manifolds (continued)

Flush Manifold Shipping Specifications

- The 3-port E flush manifold comes with 8 check valves preinstalled (no filter). A filter is available as a separate kit. 1 plug is included.
- The 5-port E flush manifold comes with a filter and 5 check valves preinstalled. 1 plug is also included.
- The 8-port E flush manifold comes with a filter, 7 check valves and 1 plug preinstalled. 1 plug and 1 extra check valve are also included.
- The 8-port XL flush manifold comes with a filter, a flow switch, 7 check valves and 1 plug preinstalled. 3 plugs and 1 extra check valve are also included.

All manifolds come with mounting hardware, a wire harness and a PCB-connector/adaptor for connecting to the pump box PCB. All manifolds include enough tubing and hose clamps to connect pump outlets to manifold check valves. Transport tubing length to washer sold separately, as length requirements vary.



XL Manifold

Introducing Summit Data

Now you can get ManageNet Reporting on Your Summit Dispenser!

The Background

In the past, large laundry facilities were only able to create ManageNet report data for their large laundry dispensers such as ILS or ILS Max. This was a workable situation for laundry facilities, helping them track and manage costs. However, as many facilities have different load classes, they rely on smaller dispensers like the Summit E and XL for special load types that they wouldn't run on the main washers or tunnels—which, (as with competitor's OPL systems) have never had the detailed reporting capability available with the ILS and ILS Max. So, laundries haven't been able to get the "full picture" of their operation's efficiency and profitability, until now.

The Solution

Finally, ManageNet reporting and datalogging capability is available with Summit E, XL and upgraded Summits. The solution is in this small PCB adaptor that simply attaches to the front of the dispenser's main PCB. Once installed, you can follow the installation and programming instructions in the ManageNet Installation and Operating manual as you would with ILS or ILS Max.

To order a Summit Data PCB, contact Customer Service.



The heart of Summit's datalogging and reporting capability is the Data PCB.

Get the COMPLETE Picture of Laundry Operations with Summit Data

Chemical								
Network ID: 1 ILS		E312		Report Printed: 14-Sep-2005				
Account Name: Sample ILS Site				Report Start Date: 25-Aug-2005		Report End Date: 05-Sep-2005		
Washer Number: 1 675 Ellis								
Chemical	Shift 1		Shift 2		Shift 3		All Shifts	
Name	Amount	Cost	Amount	Cost	Amount	Cost	Amount	Cost
alkali	60.40	\$259.71	0.63	\$2.73	0.27	\$1.15	61.30	\$263.58
anti chlor	2.12	\$10.48	0.08	\$0.39	0.00	\$0.00	2.20	\$10.87
bleach	35.50	\$37.28	0.74	\$0.77	0.00	\$0.00	36.24	\$38.05
builder	28.87	\$469.21	0.57	\$9.20	0.42	\$6.87	29.86	\$485.28
detergent	29.19	\$302.16	0.42	\$4.37	0.53	\$5.52	30.15	\$312.06
peroxide	0.42	\$1.81	0.00	\$0.00	0.00	\$0.00	0.42	\$1.81
softener	2.05	\$9.03	0.08	\$0.35	0.00	\$0.00	2.13	\$9.38
sour	6.54	\$41.21	0.11	\$0.66	0.11	\$0.66	6.75	\$42.53
Total Costs:		\$1,130.88		\$18.48		\$14.20		\$1,163.57
"Amount" is measured in Gallons								

Now you can use ManageNet to track laundry system functions with Summit E and XL! With Summit Data, you can tap into ManageNet and create graphs and reports for Summit E and XL, such as the one shown here. The Chemical Usage gives you a time-specified "snapshot" of how much chemical is being used by each dispenser. The Production Summary Report provides loads run per shift and other data so you can optimize laundry efficiency and boost your bottom line. Now you can know where you're succeeding, and where improvements are needed on ALL of your laundry systems.

Look inside for more information on Summit Data!

Beta Technology
2841 Mission Street
Santa Cruz CA, 95060

PRSR STD
U.S. POSTAGE
PAID
SANTA CRUZ CA
PERMIT #552

For further information
please call customer service
at
(831) 426-0882,
or fax this to
(800) 221-8416 within the
U.S., or
(01) (831) 423-4573